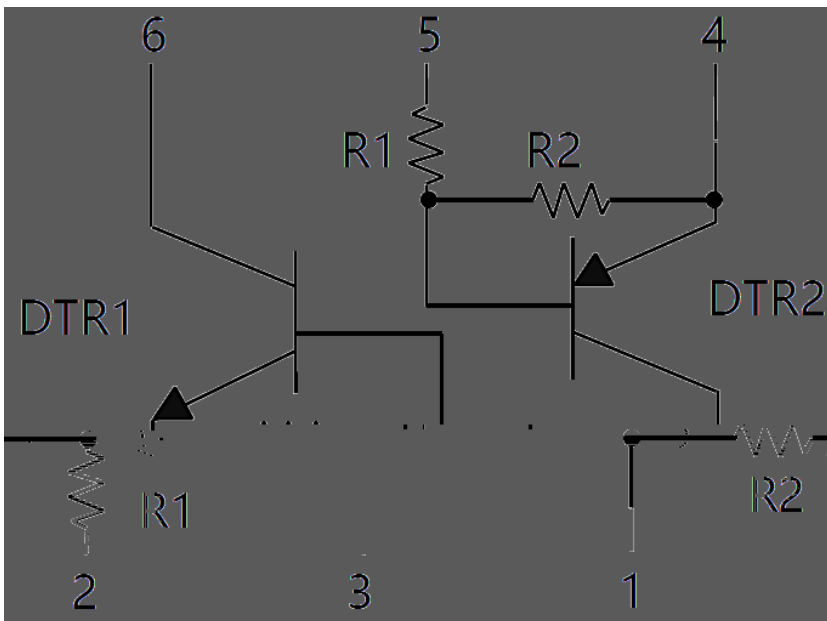


Epoxy meets UL-94 V-0 flammability rating
 Built-in bias resistors enable the configuration of an inverter circuit
 without connecting external input resistors
 Surface mount package ideally Suited for Automatic Insertion

SOT-363

Tin plated leads, solderable per
 J-STD-002 and JESD22-B102

D12





(Ta=25 Unless otherwise specified)

Supply Voltage	V_{CC}	V		50
Input Voltage	V_{IN}	V		-10 to +40
Output Current	I_O	mA		100
Power Dissipation	P_D	mW		150
Junction Temperature Single	T_j			150
Storage Temperature	T_{STG}			-55 to +150

Supply Voltage	V_{CC}	V		-50
Input Voltage	V_{IN}	V		-40 to +10
Output Current	I_O	mA		-100
Power Dissipation	P_D	mW		150
Junction Temperature	T_j			150
Storage Temperature	T_{STG}			

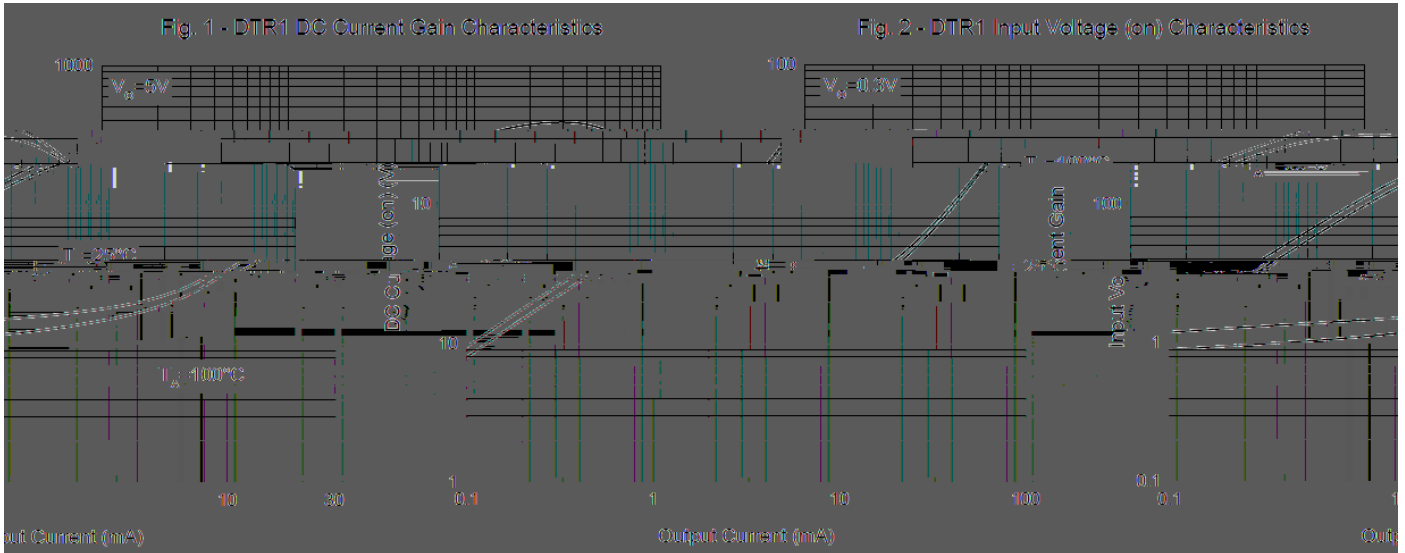


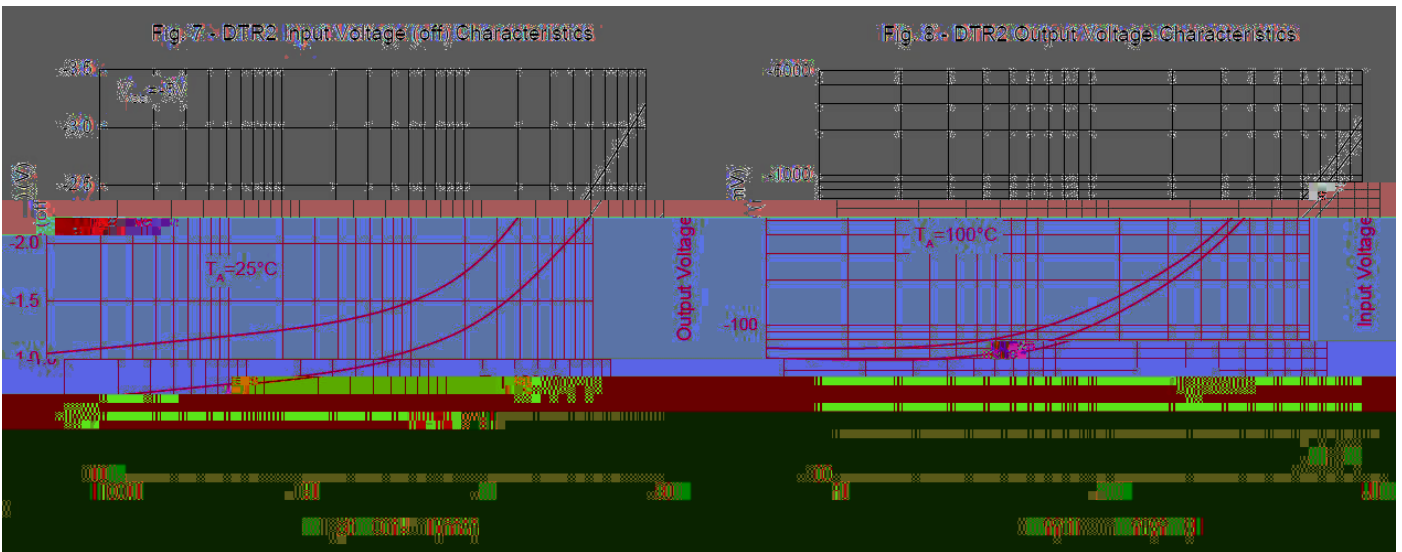
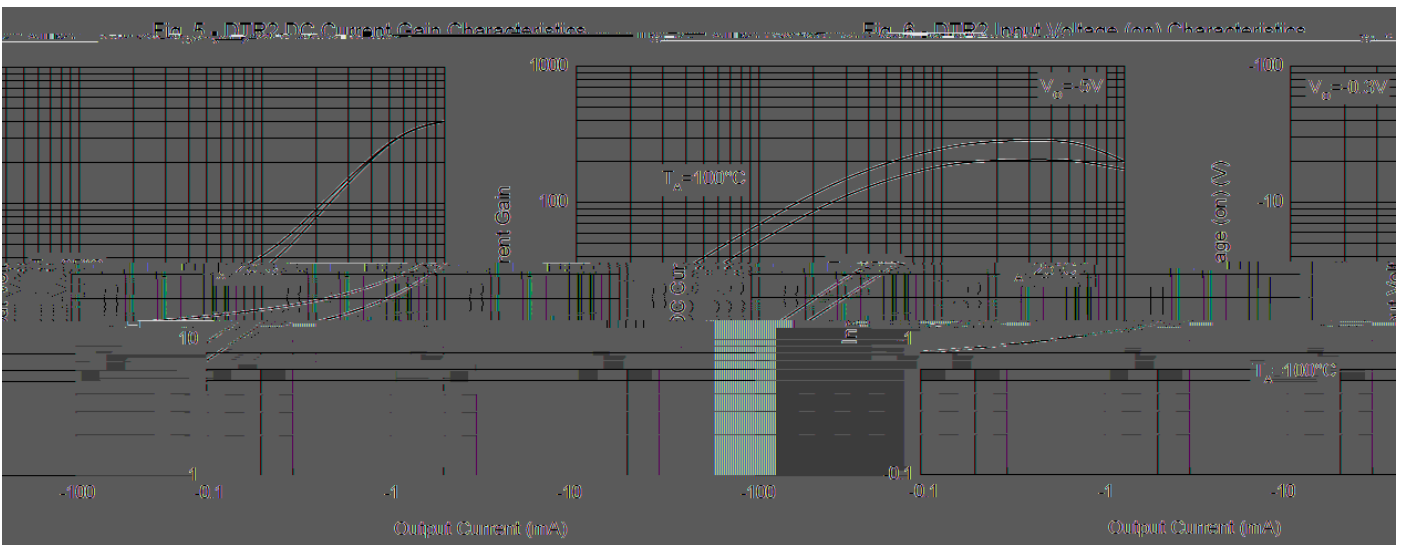
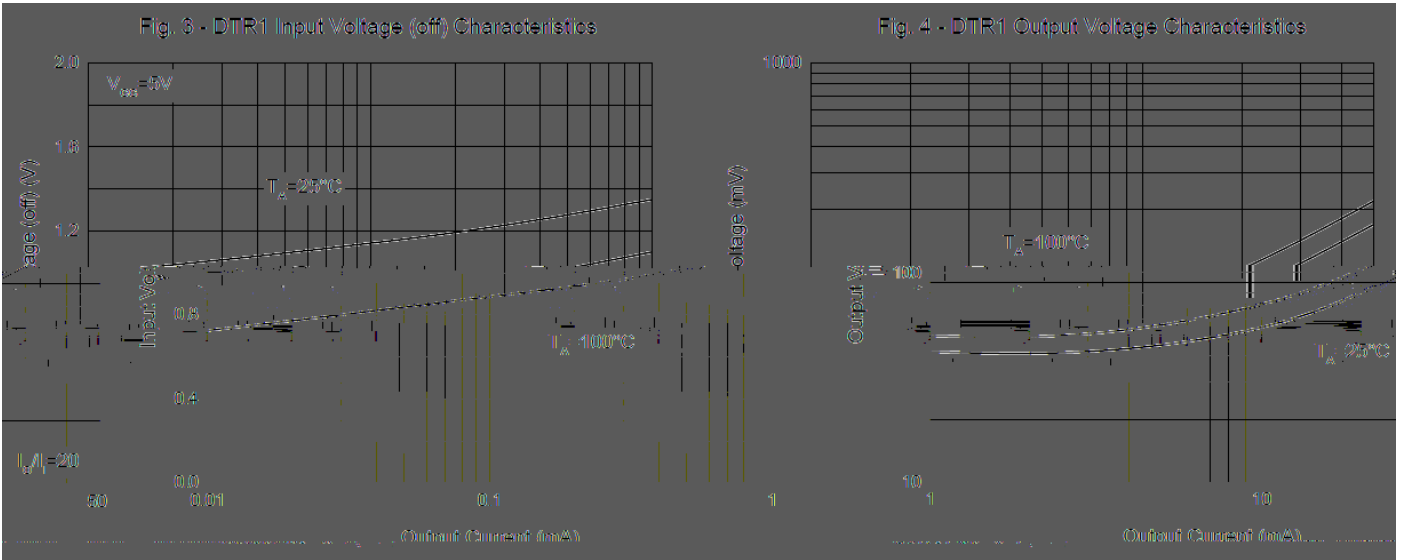
Input voltage	$V_{I(off)}$	V	$V_{CC}=-5V, I_c=-100\mu A$	-0.5	-	-
	$V_{I(on)}$	V	$V_O=-0.3V, I_c=-2mA$	-	-	-3
Output voltage	$V_{O(on)}$	V	$I_o / I_i = -10mA / -0.5 mA$	-	-	-0.3
Input current	I_i	mA	$V_i=-5V$	-	-	-0.18
Output current	$I_{O(off)}$	μA	$V_{CC}=-50V, V_i=0$	-	-	-0.5
DC current gain	G_i		$V_o=-5V, I_o = -5mA$	68	-	-
Input resistance	R_1	k		32.9	47	61.1
Resistance ratio	R_2/R_1			0.8	1	1.2
Transition frequency	f_T	MHz	$V_{CE}=-10V, I_E=-5mA, f=100MHz$	-	250	-

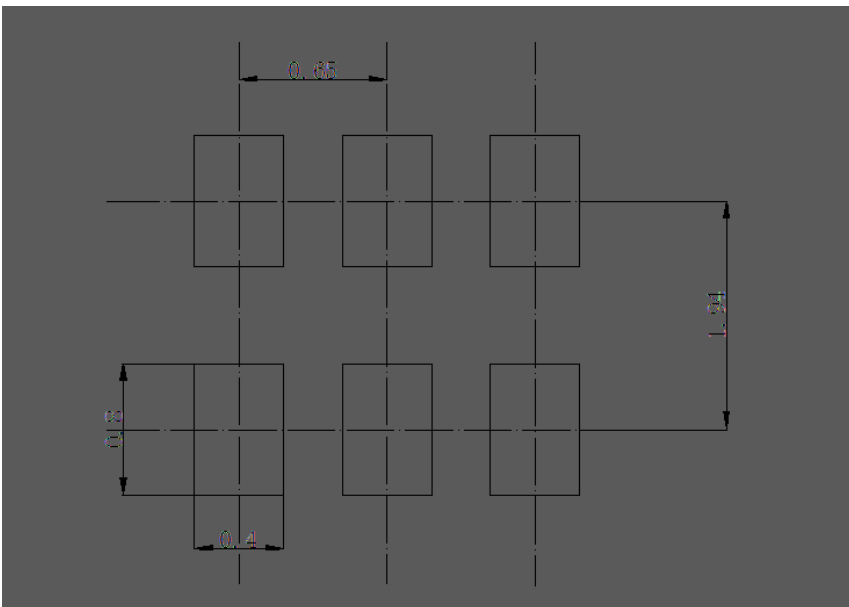
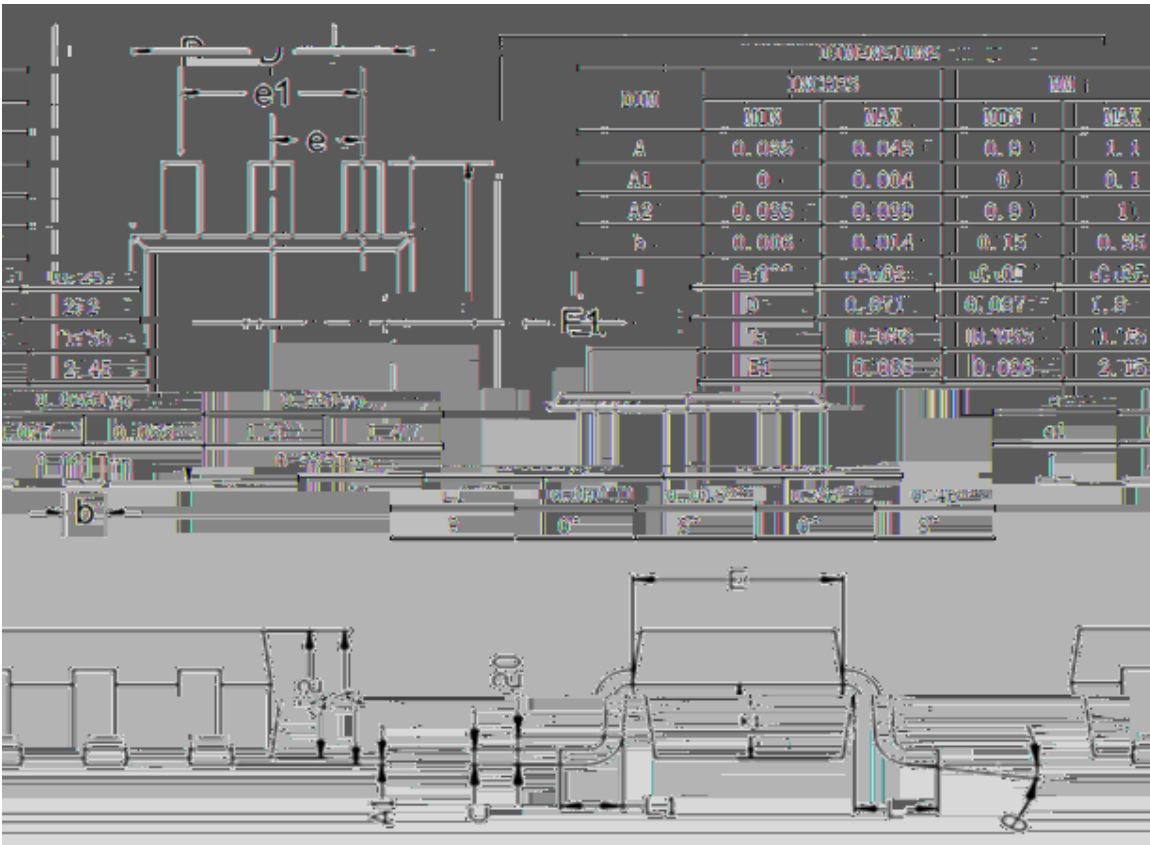
(Example)

UMD12N	F2	Approximate 0.009g	3000	30000	120000	7" reel

(Typical)







Unit mm



The information presented in this document is for reference only. Yangzhou Yangjie Electronic Technology Co., Ltd. reserves the right to make changes without notice for the specification of the products displayed herein to improve reliability, function or design or otherwise.

The product listed herein is designed to be used with ordinary electronic equipment or devices, and not designed to be used with equipment or devices which require high level of reliability and the malfunction of which would directly endanger human life (such as medical instruments, transportation equipment, aerospace machinery, nuclear-reactor controllers, fuel controllers and other safety devices), Yangjie or anyone on its behalf, assumes no responsibility or liability for any damages resulting from such improper use of sale.

This publication supersedes & replaces all information previously supplied. For additional information, please visit our website [http:// www.21yangjie.com](http://www.21yangjie.com) , or consult your nearest Yangjie's sales office for further assistance.